

HOME LINK
4•8

Arrays and Areas



Family Note

Your child uses the same procedure for finding the area of a rectangle that is used for finding the number of dots in an array. For Problem 3 it does not matter whether your child draws an array with 4 rows of 8 dots or 8 rows of 4 dots. What is important is that the array has two sides that have 4 dots and two sides that have 8 dots. The same concept is true for Problem 4.

Please return this Home Link to school tomorrow.



Make a dot inside each small square in one row. Then fill in the blanks.




1. Number of rows: _____

Number of squares in a row: _____

Number model: _____ \times _____ = _____

Area: _____ square units




2. Number of rows: _____

Number of squares in a row: _____

Number model: _____ \times _____ = _____


Area: _____ square units



Mark the dots to show each array. Then fill in the blanks.

3. Make a 4-by-8 array.

Number model: _____ \times _____ = _____



4. Make a 9-by-5 array.

Number model: _____ \times _____ = _____

