

HOME LINK
4•2

Arrays

**Family Note**

Your child is learning how to represent multiplication problems using pictures called *arrays*. An array is a group of items arranged in equal rows and equal columns. Help your child use counters, such as pennies or macaroni, to build the array in each problem. Your child should record each solution on the dots next to the problem.

Please return this Home Link to school tomorrow.



For the next few weeks, look for pictures of items arranged in equal rows and columns, or **arrays**. Look in newspapers or magazines. Have people in your family help you. Explain that your class is making an Arrays Exhibit.


• • • • • • This is a 5-by-6 array.
 • • • • • • There are 5 rows. There
 • • • • • • are 6 dots in each row.
 • • • • • • There are 30 dots in all,
 • • • • • • since $5 \times 6 = 30$.

Make an array with counters. Mark the dots to show the array.

1. 4 rows with 6 counters per row

a **4-by-6 array**


_____ counters



2. 3 rows with 8 counters per row

a **3×8 array**


_____ counters



3. 2 rows with 12 counters per row

a **2×12 array**

_____ counters

**Practice**

Write these problems on the back of this page. Solve. Show your work.

4. $331 + 27 = \underline{\hspace{2cm}}$ 5. $\underline{\hspace{2cm}} = 187 + 17$

6. $907 - 479 = \underline{\hspace{2cm}}$

Unit