

HOME LINK
4•10

A Fair Game?



Family Note The class is exploring probability. Play *Rock, Paper, Scissors* with your child. After 20 rounds, have your child decide whether the game is fair and tell you why or why not. (A game is fair if all players have an equal chance of winning or losing.)

Please return this Home Link to school tomorrow.

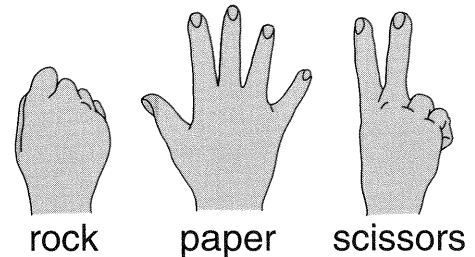
Play the game *Rock, Paper, Scissors* with someone at home. Play at least 20 times. Keep a tally of wins and losses.

Rock, Paper, Scissors

Materials □ players' hands

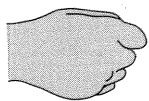
Players 2

Object of the Game To choose a hand position that beats your partner's choice.



Directions

1. Each player hides one hand behind his or her back and puts it in the rock, paper, or scissors position.
2. One player counts, "One, two, three."
3. On "three," both players show their hand positions.
4. Players choose the winner according to these rules.



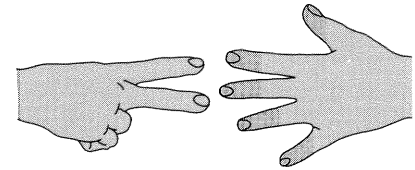
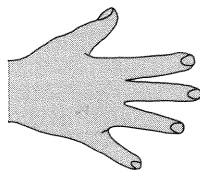
Rock dents scissors.

Rock wins.



Paper covers rock.

Paper wins.



Scissors cut paper.

Scissors wins.

If both players show the same position, no one wins.

1. Is this a fair game? (*Fair* means each player has the same chance of winning.) _____
2. On the back of this paper, explain why or why not.